

NEW AGE CHANGED RHYMES

(stop using Jack and Jill, Humpty Dumpty, use these more suitable versions)

An Initiative by



Dear Educators, Publishers and Parents,

The country has just released a National Curriculum Framework that emphasizes on age appropriate education that has some sense and sensibility for the children. The curriculum focusses on empathy and yet you have songs like Humpty Dumpty and Jack and Jill who have fallen and instead of feeling sad for them here they are all dancing and happy. What message are we sending to children about empathy, caring and other socio-emotional development?

These rhymes that are being used are not actually nursery rhymes, they are actually snide songs used to comment on rivals and kings. Like Humpty Dumpty is about King Richard III who was supposed to be humpbacked and defeated in a battle in 1485. Ringa Ringa Roses is about the London plague. There would be such dark meanings behind each of these rhymes.

Apart from meanings do these songs make sense in today's world? Humpty Dumpty fell and we will dance and sing, Jack and Jill- can't we have Jack and Jasmine?

ECA-APER have changed these rhymes and made them more relevant to today's children and to their socio-emotional development.

We urge schools not to use traditional senseless rhymes and instead to embrace these that we have given, these can be used in your rhyme books, you can use our design and to sing in the classroom. The tunes remain the same but it's the words that have a deeper impact on children and can teach children about morals, values, culture and more.

Hundreds of schools have started using these rhymes, why have you not made the change?

ECA-APER also has published two rhymes books available on our website-

1. Traditional Rhymes in sync with the NEP-2020, this can be downloaded for free from our website , use this link-
<https://eca-aper.org/wp-content/uploads/2022/08/Alankar-Rhymes-Book.pdf>
2. A collection of new age rhymes and songs that sync in with the curriculum and the vision of NCF-2022, this can be purchased from our website, use this link-
<https://eca-aper.org/learn/nursery-rhyme-book/>

India is positioned as a global economy it is time we give our children the best of our past, present and future instead of shackling them in age old senseless rhymes that make no sense to most of our population.

An earnest request to all from Early Childhood Association and Association for Primary Education and Research.

www.eca-aper.org

The New Jack and Jill

Jack and Jasmine

Jack and Jasmine went to the river
To fetch a pail of water
Jack looked worried
And Jasmine hurried
To tell everyone to save water.



Written by Dr. Swati Popat Vats

The New Version of Oranges and Lemons

Oranges and lemons

Growing on the tree

All the school children are happy with glee

The grass is green and the rose is red

Remember me when you go to bed



Written by Bela Kotwani

We sing, 'Rain Rain go Away',
without realizing that we are an
agricultural country that thrives on Rain!
How about skipping that song and singing
this one instead-
'What Shall We Do On A Rainy Day?'

Written by Dr. Swati Popat Vats

Rain Rain

Rain rain don't go away,
We need you won't you stay?
The wells and ponds are getting dry,
The fields need water too
The children want to sail their boats,
You will stay won't you?
The trees are washed the puddles full,
And all the grass is green,
There's pitter patter on the roof,
And everything is clean.
A cool wind blows across my face,
And all my clothes are wet,
The frogs are croaking through the night
I love the rain you bet.



Written by Dr. Swati Popat Vats

What shall we do on a rainy day?

What shall we do on a rainy day,
rainy day, rainy day?

What shall we do on a rainy day,
when we can't go out and play.



We can clean our room on a rainy day,
rainy day, rainy day.

We can clean our room on a rainy day,
when we can't go out and play.




What shall we do on a rainy day,
rainy day, rainy day?

What shall we do on a rainy day,
when we can't go out and play.



We'll make some toast on a rainy day,
rainy day, rainy day.

We'll make some toast on a rainy day,
when we can't go out and play.



What shall we do on a rainy day,
rainy day, rainy day?

What shall we do on a rainy day,
when we can't go out and play.



We'll read a book on a rainy day,
rainy day, rainy day.

We'll read a book on a rainy day,
when we can't go out and play.



What shall we do on a rainy day?

What do you do on a rainy day?

A rainy day, a rainy day.

What do you do on a rainy day?

A rainy day today.

Look out of the window and watch the rain fall

Snuggle in your bed, do nothing at all.

Dress up in jewels, make believe
you are a king/queen.

Curl up in a chair and read a favourite book.

Find the pots and pans, you can be the cook.

Pull out your paints, make a picture,
sign your name.

Put on a raincoat, a hat and yellow boots.

Take along your boat with the whistle that toots.

Splash in a puddle, make a mudpie just for fun.


March in the rain with a big bass drum.

Rum tum tumtumtum.




“ Emotion influences attention, memory, learning, meaning, and behavior. -Eric Jensen
 Out-of-control emotions can make smart people stupid. - Daniel Goleman ”

Its important to teach children to identify and label emotions and also understand, socially acceptable ways of expressing emotions. One of the best ways to do this is to help them sing songs that teach them these skills. We sing a song in early years, "Where is Thumbkin?" and the song says, "How are you this morning?" and the reply is "very well I thank you", this teaches children that one must feel ok, alright, very well, all the time! So lets change this song to help children learn about emotions and feelings and what to do when they feel these emotions.





The New Version- Where is Thumbkin?



Where is Thumbkin?
 Where is Thumbkin?
 Here I am. Here I am.
 How are you this morning?
 I am feeling happy.
 Give a smile, do a dance





Where is Pointer?
 Where is Pointer?
 Here I am. Here I am.
 How are you this morning?
 I am feeling angry
 Take a deep breath. Punch a pillow



Where is tall man?
 Where is tall man?
 Here I am. Here I am.
 How are you this morning?
 I am feeling scared.
 Mummy is here, daddy is here,
 teacher is here.



Where is Ring man?
 Where is Ring man?
 Here I am. Here I am.
 How are you this morning?
 I am feeling bored
 Play with your toys. Do a dance.



Where is Baby/Pinky?
 Where is Baby/Pinky?
 Here I am. Here I am.
 How are you this morning?
 I am feeling sad.
 Sing a song. Draw and paint.



Written by Dr. Swati Popat Vats

The New Twinkle Twinkle Little Star

Twinkle Twinkle little star
 Time to clean up where you are.
 Put each toy back in it's place.
 Keep a smile up on your face.
 Twinkle Twinkle little star
 Time to clean up where you are.



Written by Dr. Swati Popat Vats

The New Version of,
When you are happy and you know it...
- the one about feelings!



If you're happy and you know it, laugh out loud.
If you're happy and you know it, laugh out loud.
If you're happy and you know it and you really want to show it,
If you're happy and you know it, laugh out loud.

If you're angry and you know it, stomp your feet.
If you're angry and you know it, stomp your feet.
If you're angry and you know it and you really want to show it,
If you're angry and you know it, stomp your feet.



Sigh



If you're sad and you know it, heave a sigh
If you're sad and you know it, heave a sigh.
If you're sad and you know it, and you really what to show it,
If you're sad and you know it, heave a sigh.

If you're bored and you know it, clap your hands.
If you're bored and you know it, clap your hands.
If you're bored and you know it and you really want to show it,
If you're bored and you know it, clap your hands.



Hooray



If you're happy and you know it, shout hooray!
If you're happy and you know it, shout hooray!
If you're happy and you know it, and you really want to show it,
If you're happy and you know it, shout hooray!

Biting

BITING

BITING

Biting

The Biting Song

Take a bite off an apple 🍏

Take a bite off a pear 🍐

Take a bite off the cookie 🍪

that you left over there.

Here's one thing you should
never do,

Don't bite Yash, Samiksha or Sue

'Cause people aren't food,
people aren't food.

Your friends will run away,
if they are afraid of being
chewed!

Inspired by -Modern Family

BITING

Biting

Sleeping Bunnies

See the little bunnies
Sleeping till its noon
Shall we wake them
With a merry tune?

They're so still
Are they ill?

No! wake up bunnies

Hop little bunnies, hop, hop , hop
Hop little bunnies, hop, hop , hop
Hop little bunnies, hop, hop , hop
Hop little bunnies, hop and stop!

Dear Educators and parents,

1. Sleeping bunnies is a song that can teach children about fast and slow, sleepy and active and so much more.
2. It's a special favourite of children during virtual learning as they enact this song making 'finger bunnies'.
3. You can divide your virtual class into two groups, one group becomes the bunnies and the other group sings the song for the first group to enact with their fingers.
4. This game will teach children impulse control, self-regulation as they wait to do the actions according to the lyrics.
5. I have sung it for you so that you can get a basic idea of the tune, change it, tweak it and have a great time with your children singing and enacting it.

Let's keep our children happy and engaged.

Sing this song with your family and friends and ensure that you always wear a mask, wash your hands and keep a safe distance to stay safe from **Corona virus**.

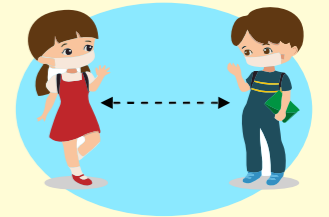
Wear a mask, wear a mask,
It keeps you safe from Corona,
So, wear it well.



Wash your hands, wash your hands,
It keeps you safe from Corona,
So, wash them well.



Keep a safe distance, keep a safe distance,
It keeps you safe from Corona,
So, keep a safe distance.



Did your mummy and daddy and
everybody take a vaccine?
Well tell them take a vaccine,

Take the vaccine, take the vaccine
It keeps you safe from Corona.
So, take the vaccine.



Wash your hands, Wear a mask,
keep a safe distance and tell everybody
to take their vaccine.

Do all four, do all four.
They keep you safe from Corona so do all four.

